

TIP SE

Dual-Core Metallic Keychain Light



700 Lumens



Powerfully Upgraded

2 Emitters 700 Lumens

700 Lumens Stunning Output



Utilizing 2 x OSRAM P8 LEDs with a total reflective optic lens to emit a max throw of 90 meters.

Note: The stated data is measured in accordance with the international flashlight testing standards ANSI/PLATO FL 1-2019, using the built-in Li-ion battery (500mAh) under laboratory conditions. The data may vary in real world use due to different battery usage or environmental conditions.





USB-C Rechargeable

Enables a convenient and reversible plug-in of the charging cable. The internal waterproof design can also provide effective protection for the charging port.



Lightweight Aluminum Alloy Shell

Constructed by aluminum alloy featuring lightweight and solidity with HA III hard-anodized finish, it is guaranteed by an excellent wearproof performance and a comfortable carry with a weight of only 26g (0.92oz) (Clip Not Included)



— Metallic Gray

— Hi-tech Black



Built-in 500mAh Li-ion Battery
Offers a max runtime of

50 hours

Note: The stated data is measured in accordance with the international flashlight testing standards ANSI/PLATO FL 1-2019, using the built-in Li-ion battery (500mAh) under laboratory conditions. The data may vary in real world use due to different battery usage or environmental conditions.





Multiple Charging Safeguards



- Intelligent Protective Charging Circuit
- Over-discharge Protection
- Overcharge Protection
- Short-circuit Protection
- Automatic termination upon charging completion



Red light on during charging



Green light on when fully charged




365-Day Ready Experience

The low power microprocessor enables an automatic hibernation with an ultra-low parasitic drain of 5 μ A.

Power Indication

(Patent No. ZL201 220057767.4)

When the light is off, short press the Mode Button  and the power indicators will flash to indicate the remaining power of the battery:



- ● ● Flashing three times indicates that the power is above 50%.
- ● Flashing twice indicates that the power is below 50%.
- Flashing once indicates that the power is below 10%.

User-friendly Dual Button Interface



2 User Modes Available



DEMO Mode

Will automatically shut down in 30 seconds.
Designed for EDC and short-time illumination



DAILY Mode

Constant on and designed for outdoor and long-time illumination such as trekking and camping



4 Brightness Levels



LOW

1 Lumen



MID

30 Lumens



HIGH

180 Lumens




TURBO


700 Lumens




* The TURBO Level is independently controlled.

Momentary / Direct Access to TURBO

When the light is off, press and hold the Mode Button  for over 2 seconds to momentarily access TURBO. Release to turn it off.

When the light is on, press and hold the Mode Button  to momentarily access TURBO. Release to return to the previous brightness level.

When the light is off, press and hold the Mode Button  and release in approx. 0.6 seconds to directly access TURBO.





ATR (Advanced Temperature Regulation) (Patent No. ZL201510534543.6)

The integrated ATR technology regulates the output of TIP SE according to the working condition and ambient environment to maintain the optimal performance.



Highly Efficient Constant Current Circuit (Non-PWM)

The constant brightness beam without flashing guarantees the comfortable visual experience.



TIP SE



PWM





Detachable Clip Included

Available to attach the TIP SE to the cap, the pocket or the backpack for various lighting needs.



Accidental Activation Prevention Design

The specially designed clip can also be installed to perfectly cover the dual buttons and prevent accidental activation.





Stainless Steel Key Ring Connector

Withstands up to **30 kg** (66lbs) of Weight



All Weather Applicable

IP54 Rated
1m Impact Resistant





TIP SE SPEC.

FL1 STANDARD	TURBO	HIGH	MID	LOW
	700 Lumens	180 Lumens	30 Lumens	1 Lumen
	* 15 min	1 h 30 min	8 h	50 h
	90 m	45 m	18 m	4 m
	2,100 cd	500 cd	80 cd	4 cd
	1 m (Impact Resistance)			
	IP54 Rated			

Note: The stated data is measured in accordance with the international flashlight testing standards ANSI/PLATO FL 1-2019, using the built-in Li-ion battery (500mAh) under laboratory conditions. The data may vary in real world use due to different battery usage or environmental conditions.

* The runtime of TURBO is tested without the temperature regulation.

Features

- Dual-Core Metallic Keychain Light
- Utilizes 2 x OSRAM P8 LEDs with a max output of 700 lumens
- Utilizes a total reflective optic lens for uniform and soft light
- Built-in 500mAh Li-ion battery
- Built-in Li-ion battery charging circuit with a USB-C port
- Multifunctional clip included
- 2 user modes available (DEMO Mode and DAILY Mode)
- Easily operable dual switch design
- 4 brightness levels available with direct access to TURBO/LOW
- Intelligent memory function
- Highly efficient constant current circuit provides a stable output
- Incorporated Advanced Temperature Regulation (ATR) module (Patent No. ZL201510534543.6)
- Power indicators beneath the switches indicate the remaining battery power (Patent No. ZL201220057767.4)
- Dual metallic key ring connector withstands up to 30kg (66lbs) of weight
- HA III military grade hard-anodized finish
- Impact resistant to 1 meter

